


When you smile, we've achieved our goal.

Premium parking systems from KLAUS Multiparking are tailored to individual requirements. They use the available space efficiently and enable easy access and exiting. Each of our systems is the result of decades of experience, solid know-how and the high quality of our products made in Germany.

That applies all over the world: With more than 500,000 installed parking spaces and 65 sales partners on all continents, we are one of the world's premier suppliers of innovative multiparking systems.



PARK & SMILE




KLAUS Multiparking GmbH | Hermann-Krum-Straße 2 | D-88319 Aitrach
Service line: 01805 082244* | Phone: +49 (0) 7565 508-0 | Fax: +49 (0) 7565 508-88
www.multiparking.com | www.facebook.com/Multiparking



* 14 cents/min. from German landline network, charges for mobile calls may differ.

BikeSafe XS and XL

Intelligent use of space



The BikeSafe XS for bicycles

- Fast, secure bike parking in the parking system
- Easy to use
- Suitable for all bikes
- Stable stand, no toppling

Operation


1. Install the BikeSafe XS in the parking system according to the installation instructions.
2. As long as the necessary space is available, the BikeSafe XS is usually installed at the side lengthways on the driver side (depending on garage and car length).
3. The pedal arm is height-adjustable, making the BikeSafe suitable for a wide range of bike types.
4. Roll the front wheel of the bike onto the BikeSafe. The pedal arm automatically holds and stabilises the bike in the stand.

Please note


The BikeSafe XS is suitable for platforms driven on in level or inclined positions. If the BikeSafe XS is deinstalled, the fixing boreholes in the platform floor must be closed with suitable screws and sealing washers.

Secure motorcycle/bike parking is only guaranteed if the stand is correctly installed in the parking system and the motorcycle/bike is securely parked in the stand (motorcycles must be lashed with two tension belts).

The BikeSafe XS can be used on all platform base sections:





AluLongLife



EasyWalk



StandardGrip



The BikeSafe XL for motorcycles


- Fast, secure motorcycle parking in the parking system
- Easy to use
- Motorcycle main or side stands not necessary
- Stable stand, no toppling
- Tyre sizes 12 – 21 inches
- Tyre widths up to 210 mm

Operation

1. Secure BikeSafe and lashing eyes in the parking system according to the installation instructions.
2. Roll the front wheel of the motorcycle into the stand.
3. The motorcycle is now in a stable standing position ready for lashing.
4. The lashing straps are very easy to use (mechanical system pays out and reels in straps).


Please note

The motorcycle stand is only suitable for level platforms which are moved vertically. If the motorcycle stand is deinstalled, the fixing boreholes in the platform floor must be closed with suitable screws and sealing washers.




The user is exclusively responsible for ensuring the motorcycle/bicycle is correctly parked and secured.

The BikeSafe XL can be used on all platform base sections:



AluLongLife



EasyWalk



StandardGrip